

1

2

3

4

5

6

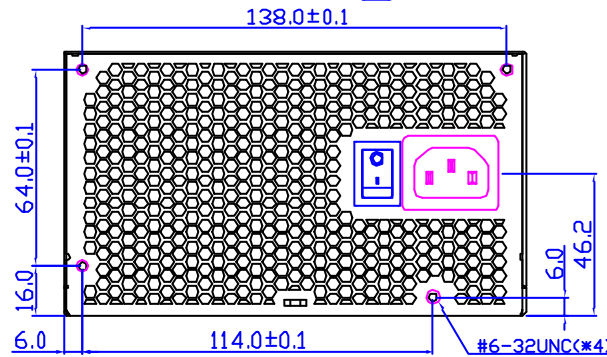
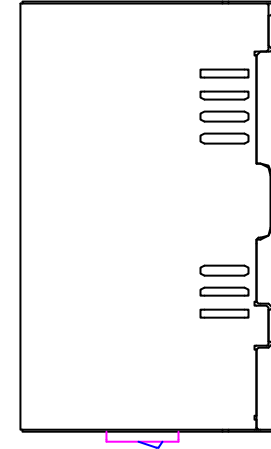
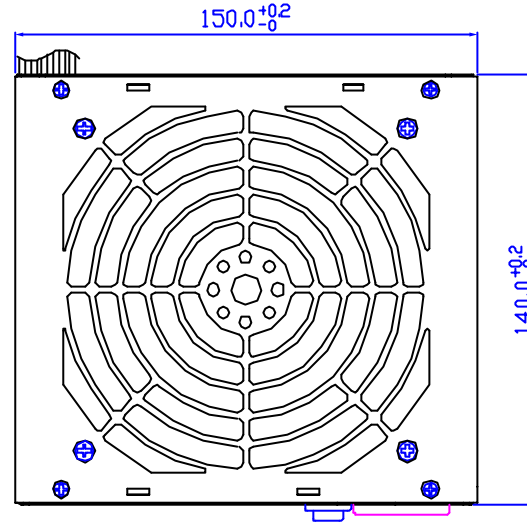
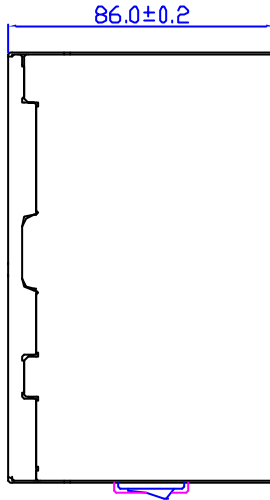
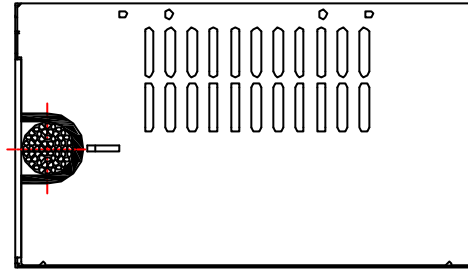
7

A

B

C

D



DESIGN CHANGE

COMMON TOLERANCE TABLE



SEA SONIC ELECTRONICS Co., Ltd.

ITEM	REASON OF CHANGE	DESCRIPTION

RANGE	<A>		<C>	<D>
< 8	±0.05	±0.1	±0.2	±0.4
8~25	±0.1	±0.15	±0.3	±0.5
25~80	±0.2	±0.25	±0.5	±1.0
80~250	±0.3	±0.4	±0.8	±1.5
250~800	±0.5	±0.8	±1.5	±3.0
800~2500	±1.0	±1.5	±3.0	±6.0
ANGULAR	±0.15°	±0.3°	±0.5°	±0.8°

FILE NO	HX-ASM	REV. NO	B0	DRAW BY	Tony
PART NO		SCALE	1:1	APPROVE BY	
PART NAME	HX-ASM	UNITS	M/M	DATE	07/15/2003
MODEL NO	HX(12cmFan)	MATERIAL	SECC-0.8t	PROJECTION	
PATH					